

**EX PARTE MOTION FOR
RELEASE OF FUNDS FROM A
BLOCKED TRUST FOR A
BENEFICIARY UNDER 18**

F-10

Resource Center
1 South Sierra St., Third
FloorReno, NV 89501
775-325-6731

www.washoecourts.com

Do Not Copy Or File This Page

**EX PARTE MOTION FOR RELEASE OF
FUNDS FROM A BLOCKED TRUST FOR A
BENEFICIARY UNDER 18**

PACKET F-10

**USE THIS PACKET ONLY IF ALL
OF THE FOLLOWING REQUIREMENTS HAVE BEEN MET:**

- There was a minor's compromise which established a blocked trust account for a minor.
- The beneficiary is not yet 18 but is in need of some or all of the money in the blocked trust account.

INSTRUCTIONS FOR COMPLETING FORMS

CAREFULLY READ ALL INSTRUCTIONS BEFORE STARTING TO FILL OUT
ANY OF THE FORMS.

Use **black or blue ink only**. Neatly print the information requested.

Do not use correction fluid/tape on the forms.

This packet contains the following forms:

1. Ex Parte Motion for Release of Funds from a Blocked Trust for a Beneficiary Under 18
2. Request for Submission
3. Order Releasing Funds from a Blocked Trust

The penalty for willfully making a false statement under penalty of perjury is a minimum of 1 year, and a maximum of 4 years in prison, in addition to a fine of not more than \$5,000.00.
N.R.S. §199.145.

Do Not Copy Or File This Page


INSTRUCTIONS: STEP 1

EFile Account and EFile User Agreement:

To file your documents, you will need to sign up for an eFlex account. You must have an email address to sign up for eFlex. To sign up, fill out and return to the Second Judicial District Court or eflexsupport@washoecourts.us, a signed copy of the efile Standard User Agreement, and sign up online for an account at <https://www.washoecourts.com/EFiling/SignUp>. There is no fee to sign up for a Standard eFlex account.

Fill in as much information as possible. Sign and date at the bottom of the page.

SECOND JUDICIAL DISTRICT COURT



WASHOE COUNTY
STATE OF NEVADA

**EFILE USER AGREEMENT
(Standard)**

This serves as your eFile User Agreement with the Second Judicial District Court account to permit eFiling of court case documents using the eFlex E-File System. Currently, this account will be subject to a \$0.00 fee per transaction.

By registering for an eFlex account I agree and consent to the following:

- I will submit court filings electronically through eFlex on court cases of record, or an officer of the Court filing documents in my official capacity.
- As a registered eFlex account holder, I cannot deactivate my email. I intend to change my email address with the District Court. This Written Bar number and a list of all pending court matters. Also included must be the names and attorneys of record on those pending matters have been notified that it is my responsibility to keep my email address updated on my eFlex account.
- I understand that once my eFlex account is inactivated, I will no longer receive any documents using my account nor will I receive eFlex electronic notices. I have access to court records through my eFlex account.
- Electronic signatures (e.g. /s/) are permissible on electronically filed E-File account. (See Nevada Electronic Filing and Conversion Rules).
- I will accept eFlex electronic notices sent to my email on file with eFiled documents replacing the need for paper service. Electronic documents permitted to be served by mail, express mail, overnight, complaint, petition or other document that must be served with a summons cannot be served electronically.
- I agree to the terms of the license agreement as stated by Tybera of Nevada's "Terms of Use" and "Privacy Policy" when registering for an eFlex account.
- I understand that email addresses supplied by the registered user through "eFlex Account" supersede the court's case management system's valid and effective service of eFiled documents. I understand that email addresses updated on my eFlex account profile.
- I agree to file the proper motion to withdraw/notice of change/substitution of employment (whatever applies) into each of my cases whenever I do or cease to represent a party in any case, or cease to be an eFlex user. If known, I will designate the new attorney and/or e-File contact on the Clerk of Court of any employment change which will globally affect all my cases.

Revised February 17, 2017

Attorney or Person Name: _____
If an attorney, Bar ID: _____ Law Firm: _____
If not an attorney, DOB: _____ Interpreter needed: Yes No Language: _____
If not an attorney, Case number(s): _____
eFlex Email Address: _____
1st Alternate eFlex Email Address: _____
2nd Alternate eFlex Email Address: _____
Mailing Address: _____
City: _____ State: _____ Zip Code: _____
Phone Number: _____ Fax Number: _____
Designated eFlex contact person: _____

I hereby certify that I have read the above information and agree to abide by the requirements and terms as stated in this agreement.

Date: _____ Signature of Attorney/Person Agency Signatory: _____

To become a registered eFlex account holder, you must request an account online at <https://www.eflex.washoecourts.com> and click on the "Request an Account" button. Next, print out this form, complete and sign it and deliver the ink-signed copy to the Second Judicial District Court Filing Office, 75 Court Street, Reno, NV 89501. Upon completion of your account request **AND receipt of the signed eFile User Agreement** your electronic request for a filer account will be approved. You will be notified by email and be able to login with your user name and requested password within three (3) working days.

Revised February 17, 2017

If you need further assistance signing up for an account, please call the Resource Center at 775-325-6731.

Do Not Copy Or File This Page

INSTRUCTIONS: STEP 3

Complete the Request for Submission as Shown:

You will need to attach the Order Releasing Blocked trust as an exhibit to the Request for Submission in order to electronically file it. (See *INSTRUCTIONS: STEP 3*)

1) Print the guardian ad litem's name, address, telephone number, and email.

2) Print the beneficiary's name, Case No. and Department No. just as they appear in all other documents in this case.

3) Print the date that the Ex Parte Motion to Release Funds from a Blocked Trust will be filed on.

4) The guardian ad litem will print their name, sign and date.

1	Code: 3860
2	Name: _____
3	Address: _____
4	Telephone: _____
5	Email: _____
6	Self-Represented Litigant
7	
8	IN THE SECOND JUDICIAL DISTRICT COURT OF THE STATE OF NEVADA
9	IN AND FOR THE COUNTY OF WASHOE
10	
11	
12	In the Matter of the Compromise
13	of Minor's Claim of,
14	_____ Case No. _____
15	(Beneficiary's Name) Dept. No. _____
16	
17	<u>REQUEST FOR SUBMISSION</u>
18	
19	I request that the EX PARTE MOTION TO RELEASE FUNDS FROM A BLOCKED
20	TRUST FOR A BENEFICIARY UNDER 18 that was filed on _____
21	(Date the document was filed with the Court)
22	be submitted to the Court for decision.
23	This document does not contain the personal information of any person as defined by NRS
24	603A.040.
25	
26	Date: _____ Your Signature: _____
27	Print Your Name: _____
28	
	REV 03/2018 JDB 1 F10 REQUEST FOR SUBMISSION

Do Not Copy Or File This Page

INSTRUCTIONS: STEP 4

Complete the Index of Exhibits and the Exhibit Cover Page as Shown:

You will need to attach the Order Releasing Blocked trust as an exhibit to the Request for Submission to electronically file it.


1) For each exhibit you are attaching you must print:

- a) An exhibit number, starting with 1,
- b) The number of pages in the exhibit, and
- c) A description of the exhibit.

2) For each exhibit, you must fill out an Exhibit Cover Page with the exhibit number listed on the Index of Exhibits.

3) The documents should be in the following order:

- the Ex Parte Motion for Release of a Blocked Trust
- the Index of Exhibits
- the Exhibit Cover Page
- the exhibit
- the Exhibit Cover Page
- the exhibit, and so on.



INDEX OF EXHIBITS

Exhibit Number _____	Number of Pages _____
Exhibit Description _____	
Exhibit Number _____	Number of Pages _____
Exhibit Description _____	
Exhibit Number _____	Number of Pages _____
Exhibit Description _____	
Exhibit Number _____	Number of Pages _____
Exhibit Description _____	
Exhibit Number _____	Number of Pages _____
Exhibit Description _____	
Exhibit Number _____	Number of Pages _____
Exhibit Description _____	
Exhibit Number _____	Number of Pages _____
Exhibit Description _____	
Exhibit Number _____	Number of Pages _____
Exhibit Description _____	

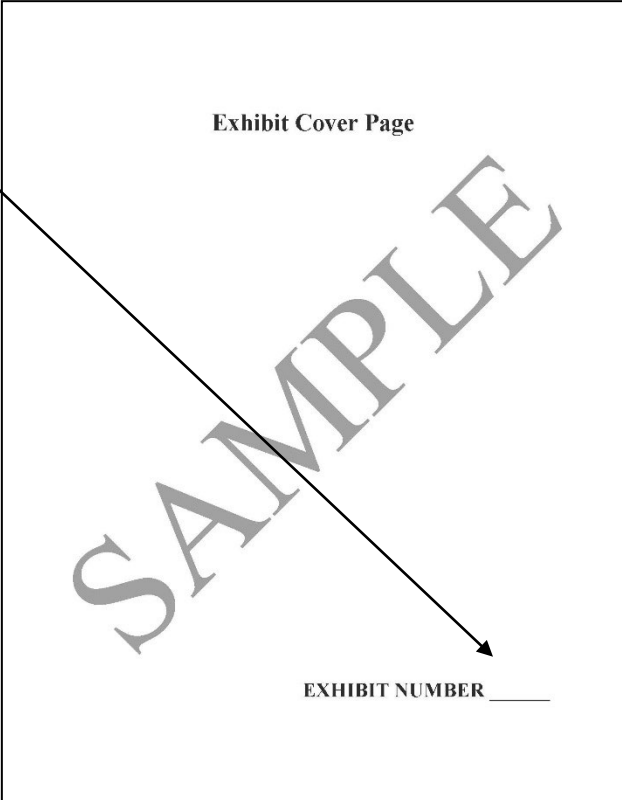


Exhibit Cover Page

EXHIBIT NUMBER _____

Do Not Copy Or File This Page

INSTRUCTIONS: STEP 5

Complete the Order Releasing Funds from a Block Trust as Shown:

1) Print the beneficiary's name, Case No. and Department No. just as they appear in all other documents in this case.

2) Complete the information on this page, following the instructions on the page.

STOP HERE
The Judge will sign and date this page.

1	Code: 1675
2	
3	
4	
5	
6	
7	IN THE SECOND JUDICIAL DISTRICT COURT OF THE STATE OF NEVADA
8	IN AND FOR THE COUNTY OF WASHOE
9	
10	In the Matter of the Compromise
11	of Minor's Claim of,
12	
13	_____ Case No. _____
14	(Beneficiary's Name) / Dept. No. _____
15	<u>ORDER RELEASING FUNDS FROM A BLOCKED TRUST</u>
16	Based upon the request of the guardian ad litem, this Court finds there is good cause for release
17	of funds from the blocked trust account.
18	IT IS HEREBY ORDERED that \$ _____ be released from the blocked
19	trust account created by this case and now held by _____
20	(Financial Institution)
21	in the account ending in _____ to the guardian ad litem for the benefit of the
22	(Last four numbers only) beneficiary. It is further ordered that if there is no remaining balance in the account, the account be
23	closed.
24	Date: _____
25	
26	_____ DISTRICT JUDGE
27	
28	

REV 03/2018 JDB 1 F10 ORDER TO RELEASE FUNDS FROM A BLOCKED TRUST

Do Not Copy Or File This Page

INSTRUCTIONS: STEP 6

Filing the Documents

You will need to upload the original document to eFlex. EFlex is available online, in the Law Library and the Resource Center.

A comprehensive eFlex user guide is available from the sign in screen for eflex at <https://www.washoecourts.com/EFiling/SignUp>.

If you need help eFiling, contact the Law Library, or the Resource Center.

1. Sign up for eFiling at www.washoecourts.com.
2. eFile the original Ex Parte Motion for Release of Funds from a Blocked Trust for a Beneficiary Under 18.
3. eFile the original Request for Submission and attach the unsigned Order Releasing Blocked Trust Account as an exhibit to the Request for Submission using the an Exhibit Index and Exhibit Cover Sheet.
4. Wait for approval and the order from the Judge.

Please make sure to keep the original copies of all the documents you file for your personal records.

Scanners are available at the Law Library and the Resource Center.

Copy machines are available at the Law Library. There is a per page charge for copying.

Legal Assistance Information

The information in this packet is provided as a courtesy only. This packet is not a substitute for the advice of an attorney. Counsel is always recommended for legal matters.

If you do not have an attorney, you are encouraged to seek the advice of a licensed attorney or contact the Resource Center or the Law Library. **The Resource Center and the Law Library staff cannot give legal advice** but can give information regarding court procedures.

You may wish to speak with a lawyer at no cost through the Law Library's Lawyer in the Library program. The Lawyer in the Library program is held via Zoom; you must register ahead of time to participate. No walk-ins accepted as space is limited.

LAWYER IN THE LIBRARY

Sign up on our website:

<https://www.washoecourts.com/LawLibrary/LawyerInLibrary>

For questions, contact the Law Library at 775-328-3250

To seek assistance from other free or reduced-cost legal resources in the area, please contact:

NEVADA LEGAL SERVICES

449 S. Virginia St.
Reno, NV 89501

775-284-3491 – leave a message, if
necessary

<https://nevadalegalservices.org>

NORTHERN NEVADA LEGAL AID

1 S. Sierra St., 1st Floor
Reno, NV 89501

775-321-2062 – leave a message, if
necessary

<https://nnlegalaid.org>